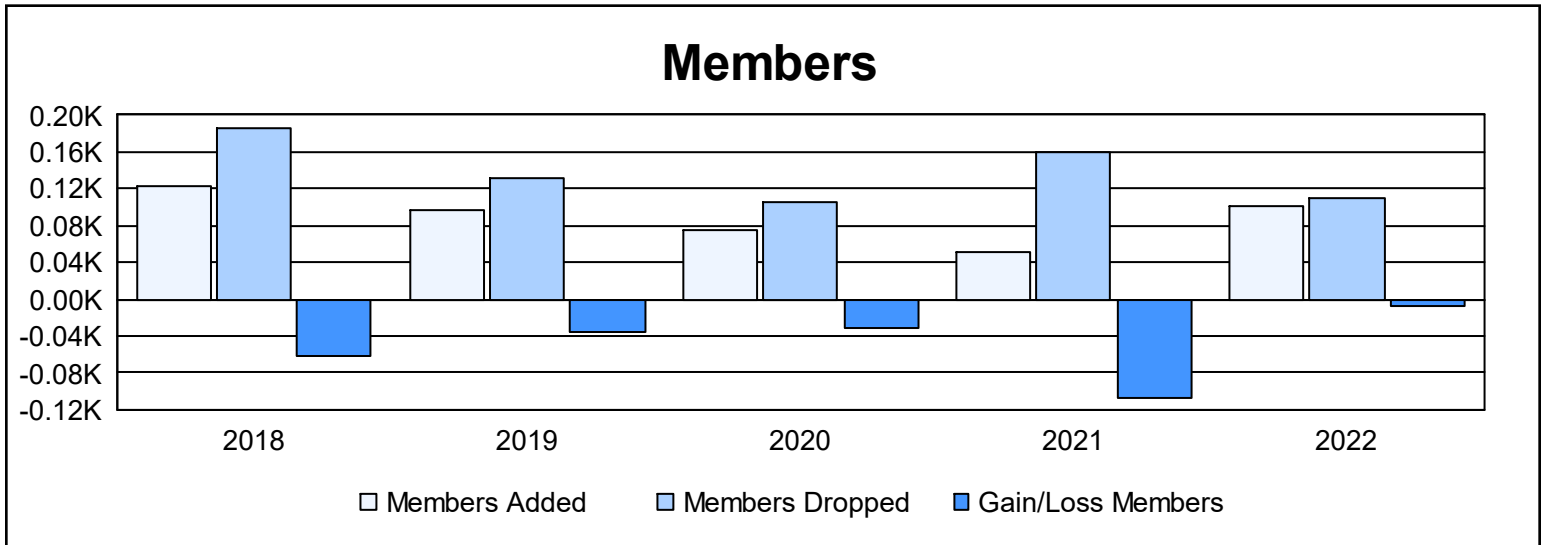
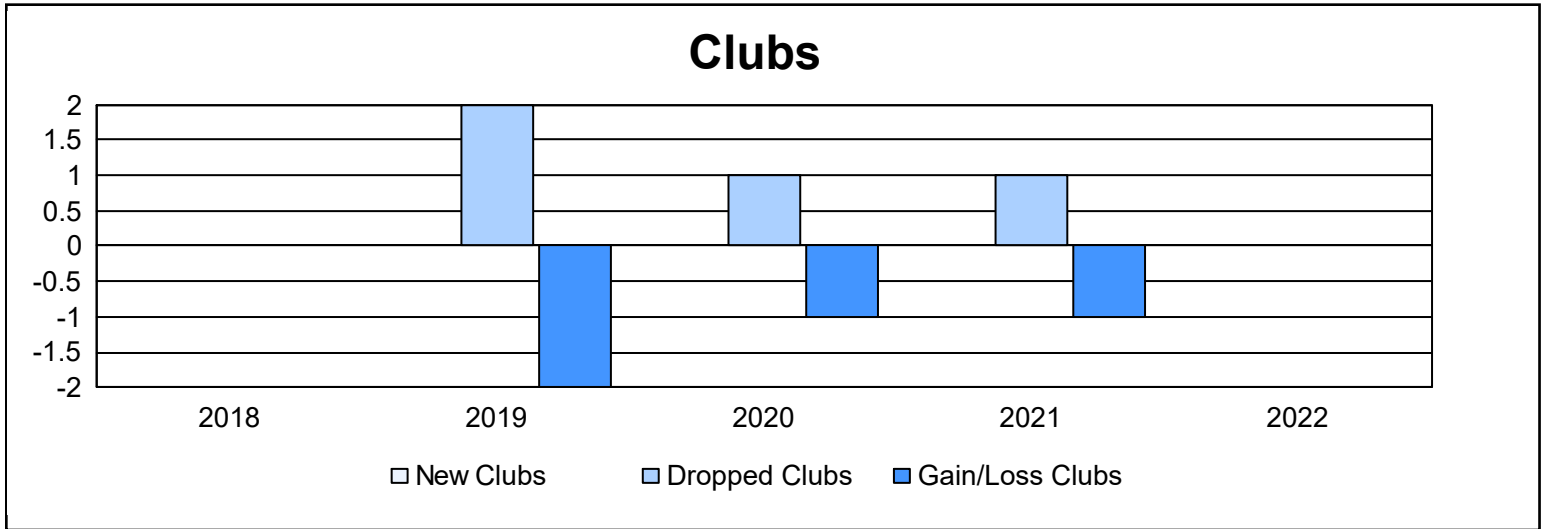
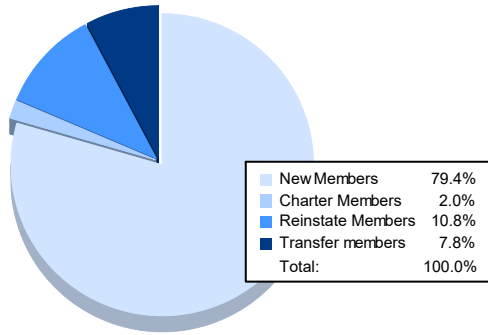


Year	New Clubs	Dropped Clubs	Gain/ Loss Clubs	New Members	Charter Members	Reinstate Members	Transfer Members	Total Member Added	Total Members Dropped	Gain/ Loss Members
2017-2018	0	0	0	113	0	6	4	123	185	-62
2018-2019	0	2	-2	87	1	5	3	96	131	-35
2019-2020	0	1	-1	72	0	1	2	75	106	-31
2020-2021	0	1	-1	45	0	3	4	52	159	-107
2021-2022	0	0	0	81	2	11	8	102	109	-7
<b>Average</b>	<b>0</b>	<b>1</b>	<b>-1</b>	<b>80</b>	<b>1</b>	<b>5</b>	<b>4</b>	<b>90</b>	<b>138</b>	<b>-48</b>



### Membership Composition June 2022 Cumulative



### Gender Composition June 2022 Cumulative

